



Unlock Your Gaming Potential: The Ultimate Guide to Programmable Keyboards!

In the fast-paced world of gaming, every millisecond counts, and having the right tools can make all the difference. Enter the [programmable gaming keyboard](#)—a revolutionary device that has captured the attention of both casual and professional gamers alike. These keyboards allow users to customize their gaming experience, offering features that standard keyboards simply can't match. In this guide, we'll explore the fascinating world of programmable gaming keyboards, delving into their features, benefits, and functionality. Whether you're a seasoned gamer or just starting, you'll discover how these keyboards can elevate your gameplay and help you unlock your full potential.




Gasket Mounted Structure


Provided more cushioned feel



CNC Volume Knob Use Anodic Oxidation Technique, Capable of Wear-resistance, Durability and Aesthetic



High Precision Adjustment SatelliteSwitch made large key's typing feel more stable



Filled with 5 Layer Silent Material, effectively reduce gap among switches and typing noise

Understanding Programmable Gaming Keyboards

At its core, a programmable gaming keyboard is designed to enhance your gaming experience by allowing for customization that goes beyond what standard keyboards offer. Unlike traditional keyboards that have fixed functionalities for each key, programmable gaming keyboards let users assign specific commands or macros to individual keys. The technology behind these keyboards often includes high-speed processors and advanced software that facilitate real-time recording and playback of key sequences. Essential components include mechanical or membrane switches, customizable keycaps, and RGB lighting systems that can be programmed to react to in-game events. This combination of hardware and software creates a highly versatile tool that can be tailored to fit any gaming style.

Key Features of Programmable Gaming Keyboards

One of the standout features of programmable gaming keyboards is the ability to customize keys to suit your individual playstyle. Gamers can create macros—complex sequences of commands that can be executed with a single keystroke—making it easier to perform intricate maneuvers during gameplay. Additionally, many keyboards come equipped with RGB lighting, allowing users to personalize their setup with vibrant colors and effects that can sync with in-game actions. Software integrations also play a significant role; many keyboards come with dedicated software that lets users customize key assignments, create profiles for different games, and even record gameplay sequences. This level of customization not only enhances the aesthetic appeal of your setup but also improves functionality in a way that standard keyboards cannot provide.

Benefits of Using Programmable Keyboards

Using a programmable gaming keyboard comes with a host of advantages. First and foremost is the improved gaming performance; the ability to execute complex commands quickly can provide a competitive edge in fast-paced games. Beyond gaming, these keyboards can significantly enhance productivity for users who need to perform repetitive tasks, such as video editing or coding, by simplifying workflows through macro commands. Personalization is another key benefit; gamers can design their keyboard layouts based on their preferences, making the experience more intuitive and comfortable. A friend of mine, who is an avid gamer, recently switched to a programmable keyboard and noted how much more responsive and enjoyable his gaming sessions have become. This shows that the right keyboard can truly transform the way you play.

How to Choose the Right Programmable Gaming Keyboard

When it comes to selecting the right programmable gaming keyboard, there are several factors to consider based on your personal needs and gaming style. Key switch types are crucial; mechanical switches tend to offer better responsiveness and tactile feedback, while membrane switches are often quieter and more affordable. Build quality is another important aspect; a durable keyboard will withstand the rigors of intense gaming sessions. Additionally, ergonomic features should not be overlooked, especially for long gaming marathons; keyboards with wrist rests or adjustable heights can help prevent discomfort. Taking the time to assess these factors can ensure you choose a keyboard that not only meets your gaming requirements but also enhances your overall experience.

Setting Up and Programming Your Keyboard

Once you've selected your programmable gaming keyboard, setting it up and programming it effectively is key to unlocking its potential. Most keyboards come with user-friendly software that guides you through the setup process. You can start by downloading the software and installing it on your computer. From there, programming your keys and macros is straightforward; simply select a key, assign a command or macro, and save your changes. Many software tools also allow you to create different profiles for various games, making it easy to switch between setups depending on what you're playing. Resources such as online tutorials and community forums can also provide helpful tips and tricks for maximizing your keyboard's capabilities, ensuring you get the most out of your investment.

Maximizing Your Gaming Experience with Programmable Keyboards

In summary, programmable gaming keyboards represent a significant advancement in gaming technology, offering features and benefits that enhance both performance and personalization. Understanding what these keyboards offer, how to choose the right one, and how to set it up effectively are crucial steps in transforming your gaming experience. By exploring the options available and leveraging the functionalities of a programmable gaming keyboard, you can take your gameplay to new heights and truly unlock your gaming potential. So why wait? Dive into the world of programmable keyboards and discover the difference for yourself!