




















Unlock the Secret to Flawless Beauty: Discover the Must-Have Needles for Permanent Makeup!

In today's fast-paced world, the pursuit of beauty often requires innovative solutions that save time without compromising quality. This is where [permanent makeup](#) steps in, revolutionizing the way individuals enhance their features. Permanent makeup, also known as micropigmentation, allows for long-lasting results in various beauty treatments, including eyebrow tattoos, eyeliner enhancements, and lip blushes. However, the secret to achieving flawless results lies not only in the technique but significantly in the quality of the permanent makeup needles used. Choosing the right needles is crucial for both beauty professionals and clients, as they influence the precision, comfort, and overall outcome of the treatment. Whether you're a seasoned professional or considering your first experience with permanent makeup, understanding the importance of these specialized tools is essential for achieving stunning results.

MODEL:

Size	Grouping	Pattern	Area
1R - .16/.18/.20/.25mm	•	••••••••••	
1R - .30/.35/.40/.50mm	•	••••••••••	
2RL - .30mm	••	••••••••••	
3RL - .25mm	•••	••••••••••	
5RL - .25mm	••••	••••••••••	
7RL - .25mm	•••••	••••••••••	
3RS - .3mm	•••	••••••••••	
5RS - .3mm	••••	••••••~••••	
7RS - .3mm	•••••	••••••~••••	
5MG - .25mm	••••	••••••~••••	
7MG - .25mm	•••••	••••••~••••	
5XF - .30mm	•••••	••••••~••••	
7XF - .30mm	••••••	••••••~••••	
5F - .30mm	•••••	••••••~••••	
7F - .30mm	••••••	••••••~••••	
11U - .18mm	•••••••	••••••~••••	
5CM - .25mm	••••	••••••~••••	
7CM - .25mm	•••••	••••••~••••	
9CM - .25mm	••••••	••~••••••~••••	

RL - Round Liner RS - Round Shader CM = Curved Magnum MG= Magnum F - Flat U - Curved Flat

Understanding Permanent Makeup Needles

Permanent makeup needles are specialized tools designed for use in cosmetic tattooing. They come in various types and sizes, each serving a unique purpose in enhancing beauty. The fundamental function of these needles is to deposit pigment into the dermal layer of the skin, creating long-lasting effects that can significantly reduce the daily makeup routine. Needle size and configuration are pivotal in determining the final appearance of the treatment. For instance, finer needles can create delicate lines, ideal for eyebrow hair-strokes, while larger configurations may be better suited for shading techniques. Understanding how different needle types affect the healing process and the clarity of the pigment is crucial for achieving the desired results. My friend, a certified permanent makeup artist, often emphasizes that using the right needle can make all the difference, as it directly influences the precision and comfort experienced by clients during the procedure.

Types of Needles for Permanent Makeup

When it comes to permanent makeup, several types of needles cater to specific applications. Single needles are typically used for creating precise lines, which is perfect for eyebrow tattooing or detailed eyeliner work. On the other hand, multi-needle configurations, such as those with a cluster of needles, are often employed for shading and filling, particularly in lip blush procedures. Specialty needles, such as those with looped or curved designs, have also gained popularity for unique techniques like ombre brows. Each needle type offers distinct benefits; for instance, single needles allow for intricate designs, while multi-needle setups provide quicker coverage and a more diffused look. Understanding these variations enabled my friend to select the right needle for her clients' needs effectively, which has resulted in glowing testimonials and repeat business.

Choosing the Right Needles for Your Needs

Selecting the ideal permanent makeup needles requires consideration of several factors, including skin type, treatment area, and desired outcomes. For instance, clients with sensitive skin may benefit from finer needles to minimize discomfort, while those looking for bold, defined lines might opt for thicker needles. Additionally, the treatment area plays a significant role; delicate areas, such as the eyelids, necessitate precision needles to ensure safety and accuracy. For beauty professionals, it's crucial to maintain a high standard of quality and safety in needle selection. This includes ensuring that needles are sterile and single-use, as reusing needles can lead to infections and complications. My friend's experience has taught her to never compromise on quality, as she believes that a safe and comfortable experience is paramount for her clients' satisfaction and trust.

Safety and Hygiene Considerations

Safety and hygiene are paramount in permanent makeup procedures, as they directly impact client health and treatment outcomes. Best practices for needle usage include thorough sterilization processes and the consistent use of disposable needles. Each needle should be individually packaged and opened in front of the client to ensure transparency and safety. Additionally, beauty professionals should adhere to strict hygiene protocols, including wearing gloves and using sanitized equipment. My friend often shares that clients feel much more at ease when they witness the emphasis on cleanliness and safety during their treatments. By prioritizing safety, professionals not only protect their clients but also build a reputation for reliability and excellence in the beauty industry.

Final Thoughts on Permanent Makeup Needles

In conclusion, the journey to achieving flawless beauty through permanent makeup begins with selecting the right needles. Understanding the different types of needles, their applications, and the importance of safety and hygiene is essential for both professionals and clients alike. By prioritizing quality and making informed choices, individuals can enhance their beauty regimen with confidence, knowing they are in safe hands. As the beauty industry continues to evolve, staying informed about the tools and techniques is vital for achieving stunning results that stand the test of time.