
































Unlock the Secret to Flawless Semi-Permanent Makeup with the Right Cartridge Needles!

Semi-permanent makeup has revolutionized the beauty industry, providing individuals with the convenience of waking up with perfectly shaped brows, defined eyes, and luscious lips without the daily hassle of application. At the heart of this transformative technique lies a seemingly simple yet crucial component: cartridge needles. These specialized needles are designed for precision and efficacy in the application of [semi permanent makeup tattoo cartridge needles](#), playing a pivotal role in the final outcome. Selecting the right cartridge needles is vital for both makeup artists and clients, as it significantly impacts the quality and longevity of the results. In this article, we will explore the importance of cartridge needles and how to choose the best ones for flawless semi-permanent makeup application.

MODEL:

Size	Grouping	Pattern	Area
1R - .16/.18/.20/.25mm	•	••••••••••	 
1R - .30/.35/.40/.50mm	•	••••••••••	
2RL - .30mm	••	••••••••••	
3RL - .25mm	•••	••••••••••	 
5RL - .25mm	••••	••••••••••	 
7RL - .25mm	•••••	••••••••••	 
3RS - .3mm	•••	••••••••••	 
5RS - .3mm	••••	••••••~••••	  
7RS - .3mm	•••••	••••••~••••	 
5MG - .25mm	••••	••••••~••••	 
7MG - .25mm	•••••	••••••~••••	 
5XF - .30mm	•••••	••••••~••••	
7XF - .30mm	••••••	••••••~••••	
5F - .30mm	•••••	••••••~••••	 
7F - .30mm	••••••	••••••~••••	 
11U - .18mm	••••••••	••••••~••••	
5CM - .25mm	••••	••••••~••••	
7CM - .25mm	•••••	••~••••••••••	
9CM - .25mm	••••••	••~••••••••••	

RL - Round Liner RS - Round Shader CM = Curved Magnum MG= Magnum F - Flat U - Curved Flat

Understanding Semi-Permanent Makeup and Cartridge Needles

Semi-permanent makeup, often referred to as micropigmentation, involves a range of techniques designed to enhance facial features using pigment. Common applications include eyebrow tattooing, eyeliner enhancement, and lip tinting. Each technique requires a different approach, and this is where cartridge needles come into play. Cartridge needles are specially designed to hold and deliver pigment into the skin with precision. They come in various configurations to cater to different applications; for instance, finer needles are typically used for delicate areas like the eyelids, while broader needles may be employed for filling in brows. Understanding the role of cartridge needles in the semi-permanent makeup process is essential for artists seeking to achieve high-quality, long-lasting results.

Types of Cartridge Needles

When it comes to cartridge needles, there is no one-size-fits-all solution. They are available in various types, each designed for specific applications within the realm of semi-permanent makeup. Generally, cartridge needles can be categorized into three main types: round, flat, and magnum needles. Round needles are ideal for detailed work and creating hair-like strokes, making them perfect for eyebrow microblading. Flat needles provide a broader application, suitable for eyeliner and lip tinting, allowing for smooth lines and even pigment distribution. Magnum needles, larger and more robust, are typically used for filling in larger areas. Understanding these distinctions is key to selecting the right needle for each specific task, ensuring the best possible outcome for clients.

Choosing the Right Needle Type

Choosing the appropriate cartridge needle type is critical to achieving the desired results in semi-permanent makeup procedures. Artists should consider the area of application, the technique being used, and the desired final effect. For instance, if a more natural look is desired, opting for a round needle with fewer points might be beneficial. Conversely, a magnum needle may be preferable for bold, defined lines. Furthermore, artists should also assess their own comfort and skill level with different needle types, as this can influence the quality of their work. Taking the time to experiment and find what works best for individual styles and techniques is essential for success in semi-permanent makeup.

Factors to Consider When Purchasing Cartridge Needles

When purchasing cartridge needles for semi-permanent makeup, several factors should be taken into account to ensure both safety and effectiveness. First and foremost, the quality of the needles is paramount. High-quality needles are less likely to cause discomfort during the procedure and provide smoother pigment application. Additionally, it's essential to ensure that the needles are compatible with the device being used; not all devices work with every needle type. Sterilization standards are another crucial consideration; needles should be pre-sterilized and packaged appropriately to prevent any risk of infection. Moreover, researching and identifying reputable suppliers is essential. User reviews and recommendations can provide insight into needle performance and reliability, helping artists make informed purchasing decisions.

Maintenance and Care for Cartridge Needles

Proper maintenance and care for cartridge needles are vital for ensuring their longevity and hygiene. After each use, it's crucial to follow appropriate cleaning protocols, which may include rinsing and disinfecting, to maintain needle integrity and prevent cross-contamination. Storage is equally important; needles should be kept in a cool, dry place away from direct sunlight to preserve their quality. Proper disposal of used needles is also essential to adhere to health and safety regulations. Using a designated sharps container ensures safe disposal, protecting both the artist and their clients. By following these maintenance tips, artists can enhance the lifespan and performance of their cartridge needles, ultimately benefiting their practice.

Key Takeaways for Selecting Cartridge Needles

In conclusion, selecting the right cartridge needles is a fundamental aspect of achieving flawless semi-permanent makeup results. From understanding the various types of needles available to considering factors such as quality and compatibility, each decision plays a crucial role in the overall outcome. By investing time in learning about these options and maintaining proper care for their tools, makeup artists can significantly enhance their craft and provide excellent service to their clients. Remember, the right tools, combined with skill and knowledge, can unlock the secret to stunning semi-permanent makeup that leaves a lasting impression.